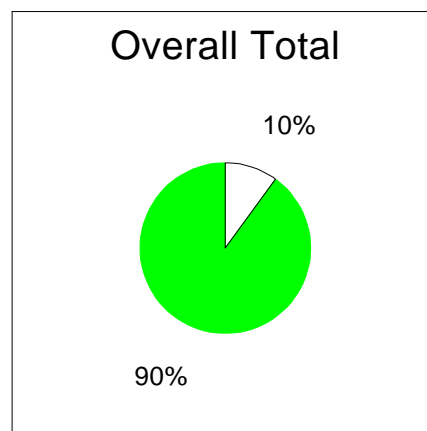

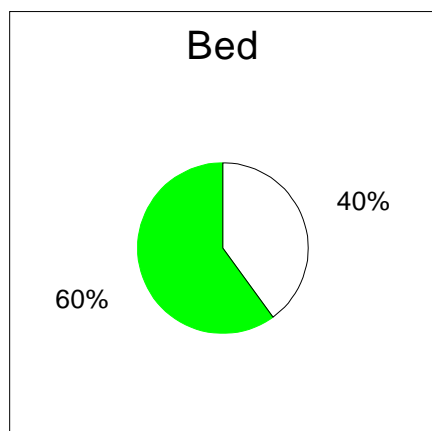
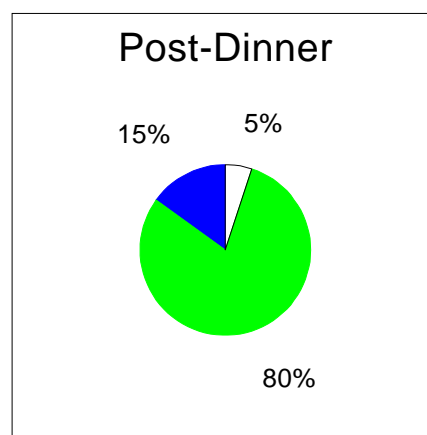
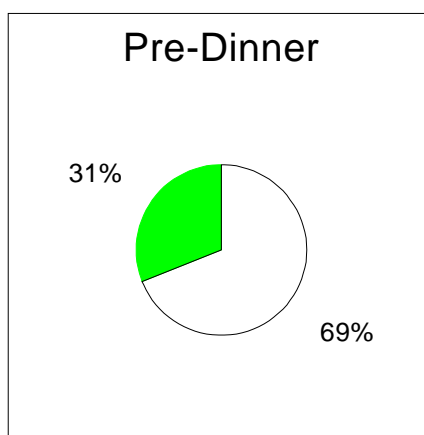
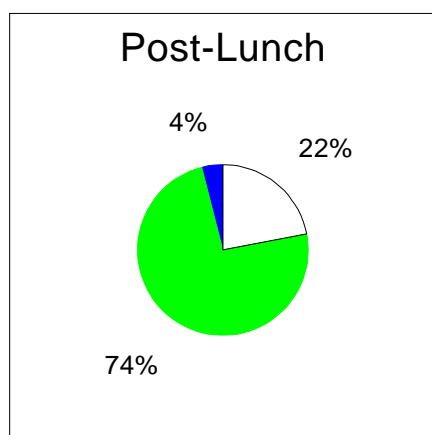
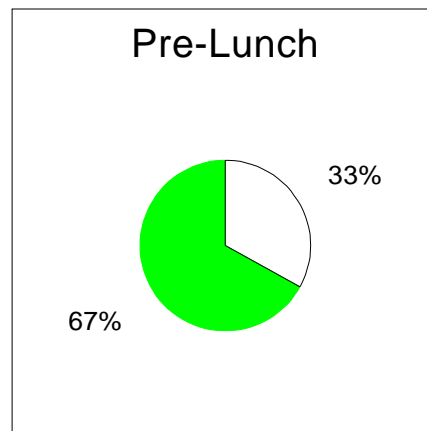
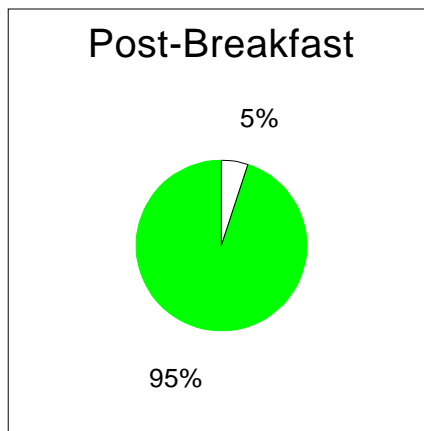
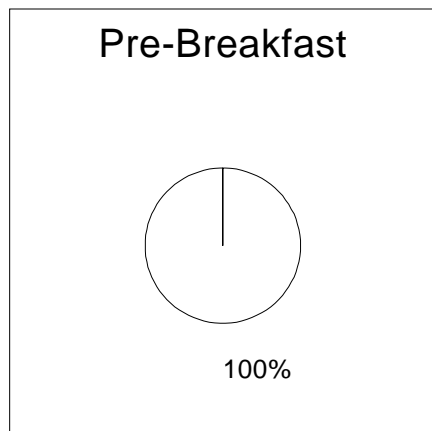


Readings Within Target - Results shown as Plasma Values

Name: Malcolm Graham
 Today's date: 27/03/2001
 Report date: 01/02/2001 - 28/02/2001
 Days covered: 28

Pre-meal target: 4.0 - 6.0 mmol/L
 Post-meal target: 5.0 - 10.0 mmol/L



Overall target range is defined as the low and high end of the pre-meal and post-meal target ranges.
 Each meal graph above is based on the meal target ranges. The others are based on the Overall Target range.

■ Below target ■ Within target Above target

Highest value:	13.0	<u>Pre-meal target</u>		<u>Post-meal target</u>	
Lowest value:	4.1	Within target:	32%	Within target:	82%
Average:	7.4	Above target:	68%	Above target:	12%
Standard dev.:	1.9	Below target:	0%	Below target:	6%

Some blood glucose readings have been edited.