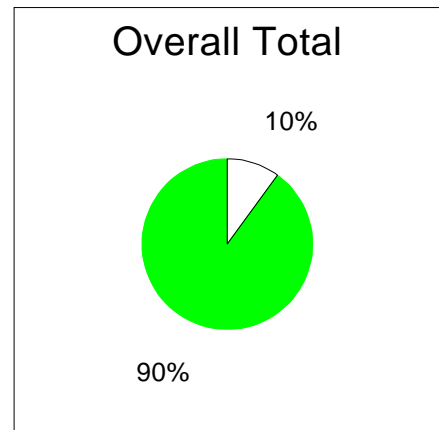
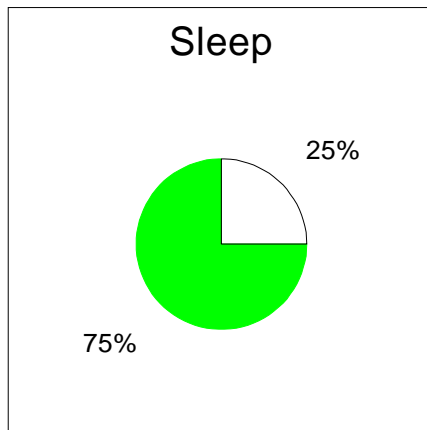

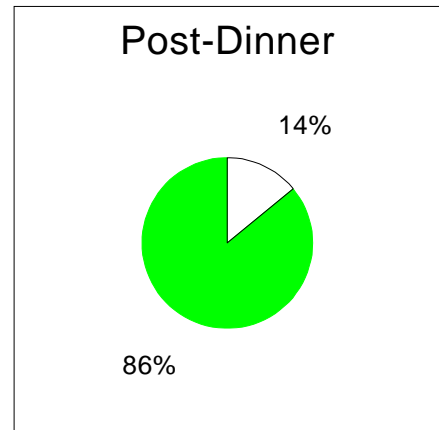
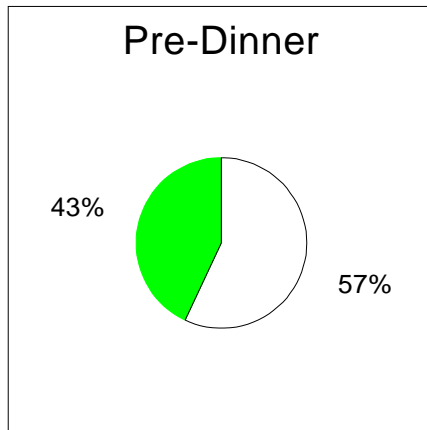
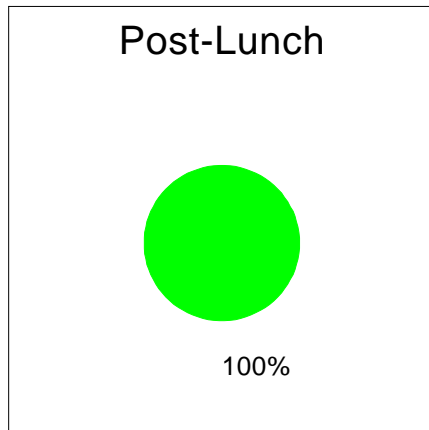
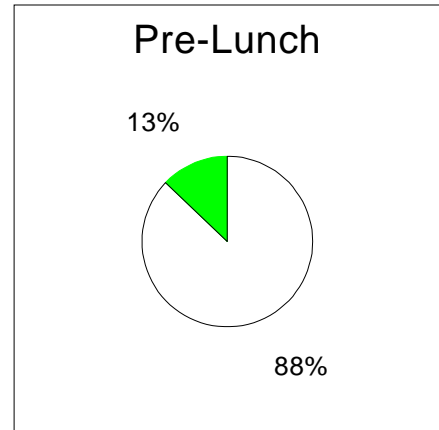
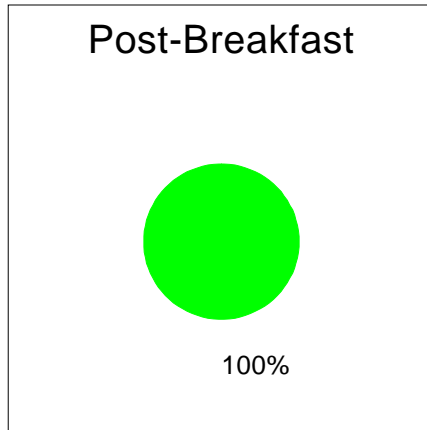
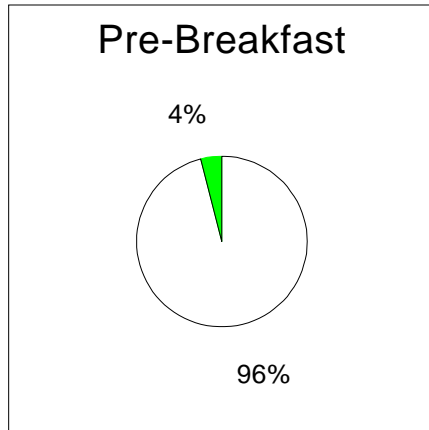


# Readings Within Target - Results shown as Plasma Values

Name: Malcolm Graham  
 Today's date: 01/10/2001  
 Report date: 01/09/2001 - 30/09/2001  
 Days covered: 30

Pre-meal target: 4.0 - 6.0 mmol/L  
 Post-meal target: 5.0 - 9.0 mmol/L



Overall target range is defined as the low and high end of the pre-meal and post-meal target ranges.  
 Each meal graph above is based on the meal target ranges. The others are based on the Overall Target range.

■ Below target      ■ Within target      ■ Above target

Highest value:	11.2	<u>Pre-meal target</u>		<u>Post-meal target</u>	
Lowest value:	5.0	Within target:	16%	Within target:	91%
Average:	7.1	Above target:	84%	Above target:	9%
Standard dev.:	1.4	Below target:	0%	Below target:	0%