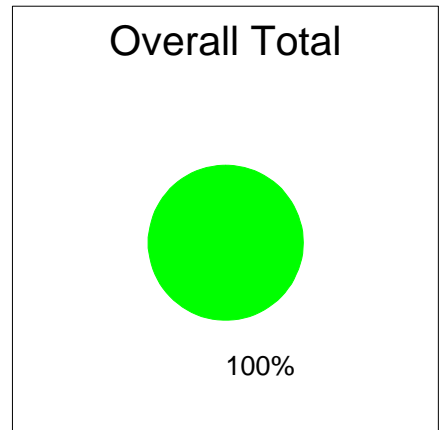

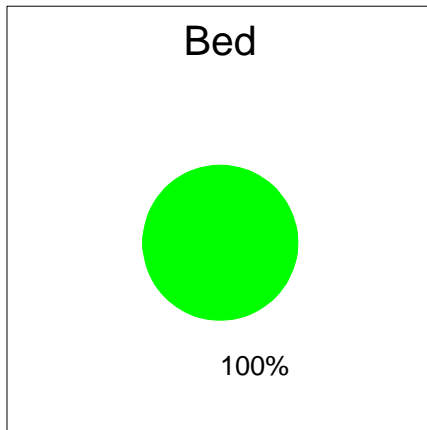
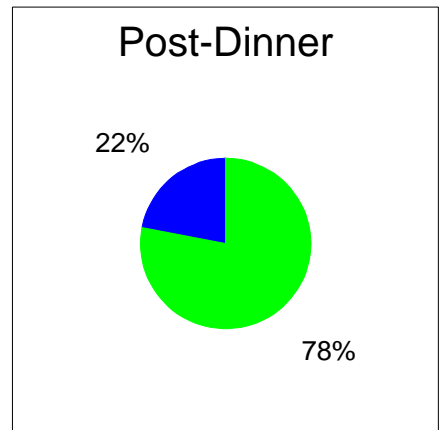
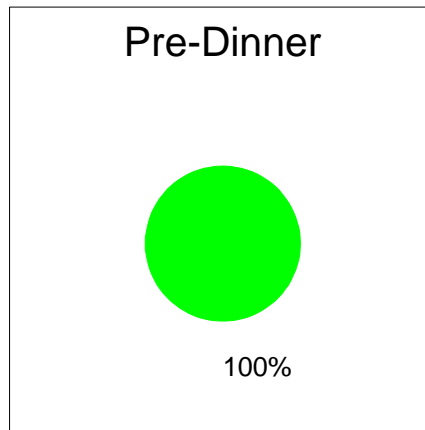
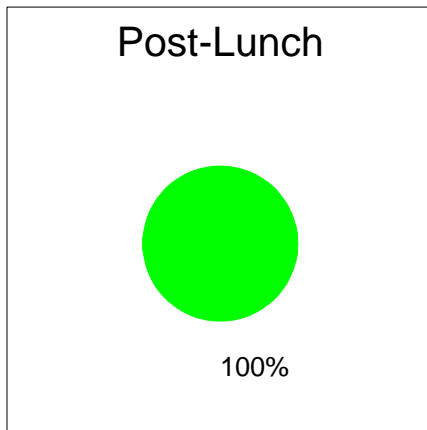
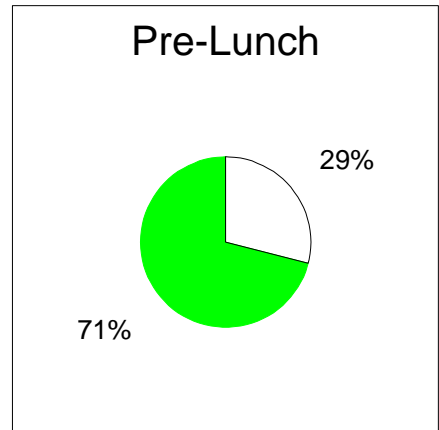
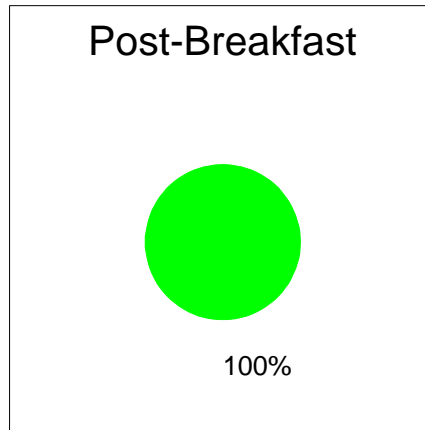
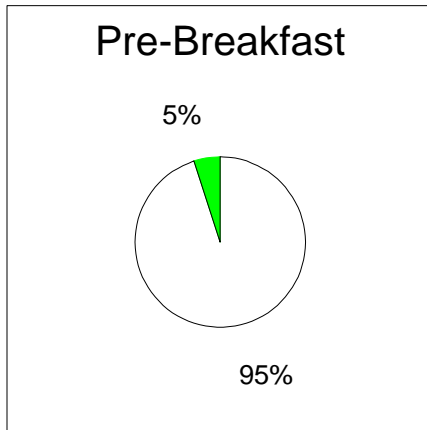


# Readings Within Target - Results shown as Plasma Values

Name: Malcolm Graham  
 Today's date: 04/09/2002  
 Report date: 01/03/2002 - 31/03/2002  
 Days covered: 31

Pre-meal target: 4.0 - 6.0 mmol/L  
 Post-meal target: 5.0 - 9.0 mmol/L



Overall target range is defined as the low and high end of the pre-meal and post-meal target ranges.  
 Each meal graph above is based on the meal target ranges. The others are based on the Overall Target range.

■ Below target      ■ Within target       Above target

Highest value:	8.9	<u>Pre-meal target</u>		<u>Post-meal target</u>	
Lowest value:	4.6	Within target:	25%	Within target:	89%
Average:	6.6	Above target:	75%	Above target:	0%
Standard dev.:	1.1	Below target:	0%	Below target:	11%