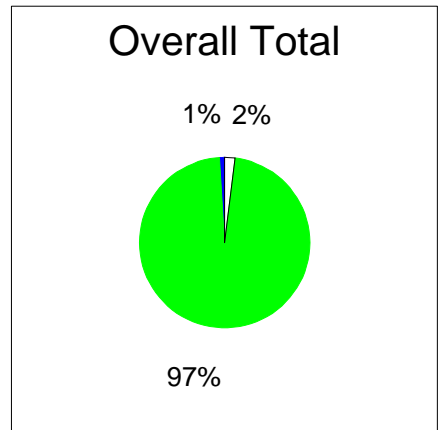
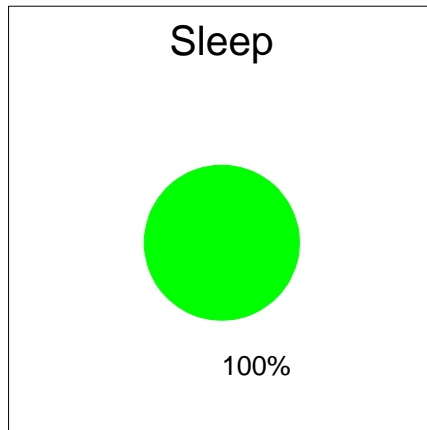
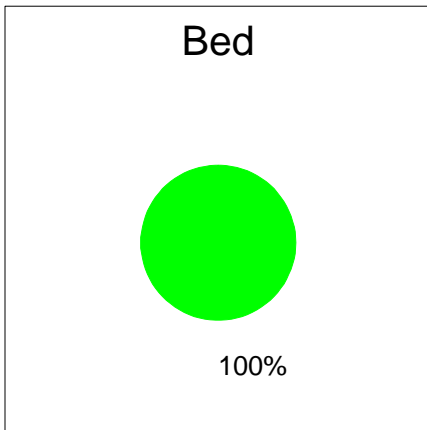
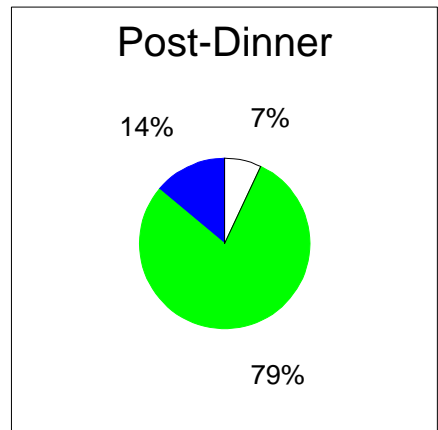
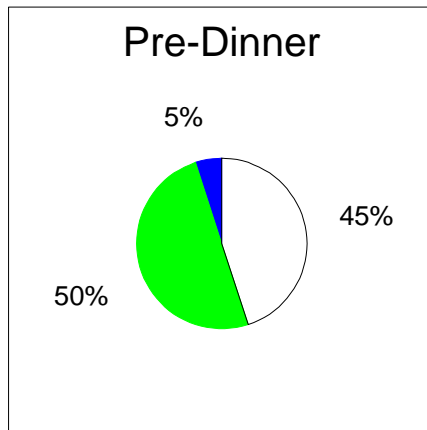
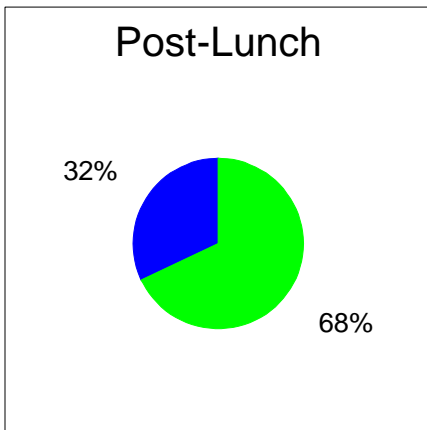
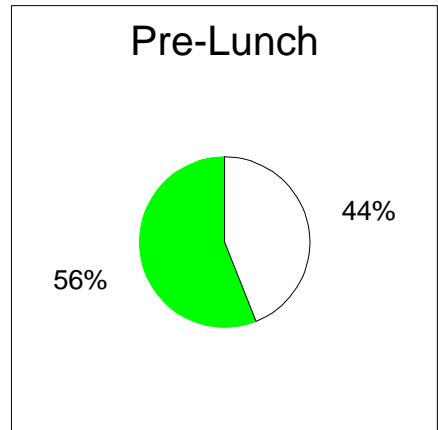
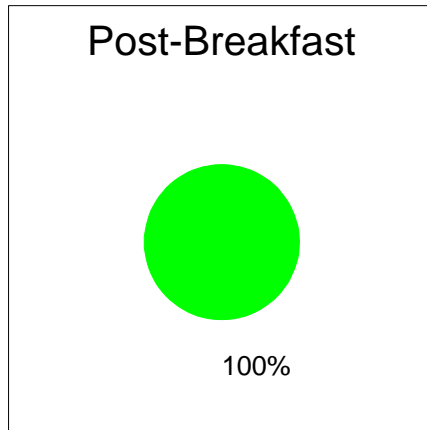
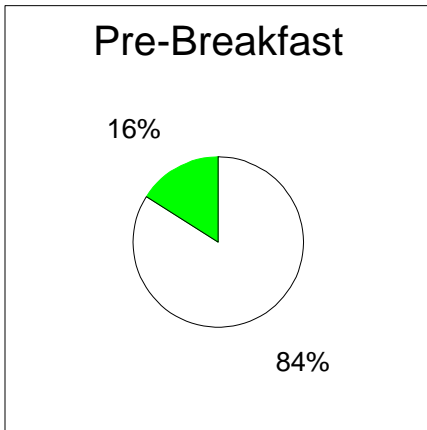


Readings Within Target - Results shown as Plasma Values

Name: Malcolm Graham
 Today's date: 04/09/2002
 Report date: 01/06/2002 - 30/06/2002
 Days covered: 30

Pre-meal target: 4.0 - 6.0 mmol/L
 Post-meal target: 5.0 - 9.0 mmol/L



Overall target range is defined as the low and high end of the pre-meal and post-meal target ranges.
 Each meal graph above is based on the meal target ranges. The others are based on the Overall Target range.

■ Below target ■ Within target Above target

Highest value:	10.0	<u>Pre-meal target</u>		<u>Post-meal target</u>	
Lowest value:	3.6	Within target:	36%	Within target:	75%
Average:	6.2	Above target:	63%	Above target:	3%
Standard dev.:	1.3	Below target:	1%	Below target:	22%