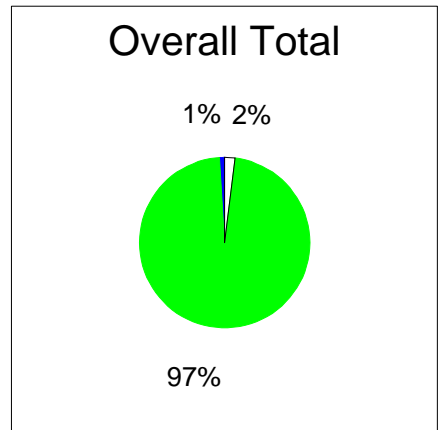

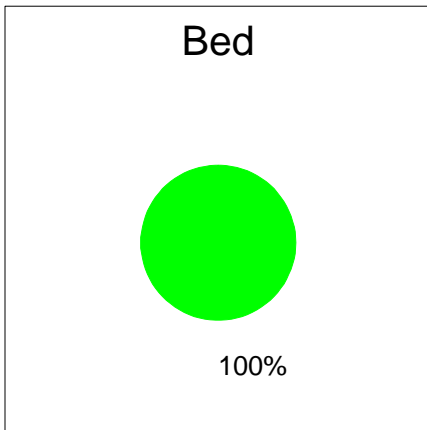
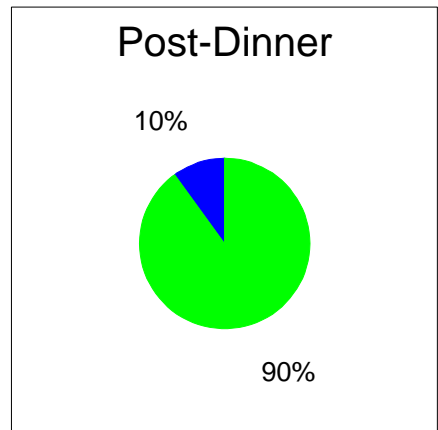
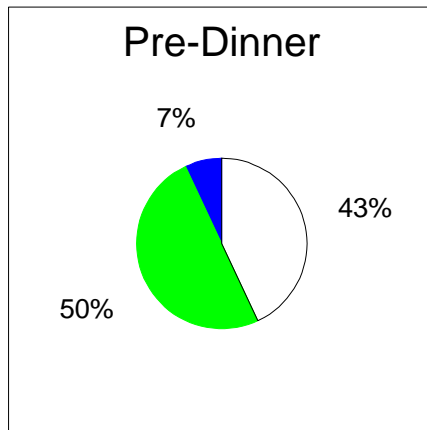
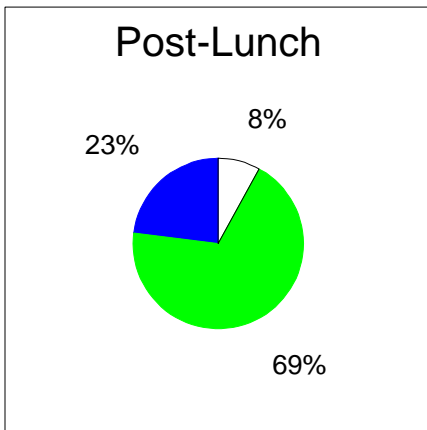
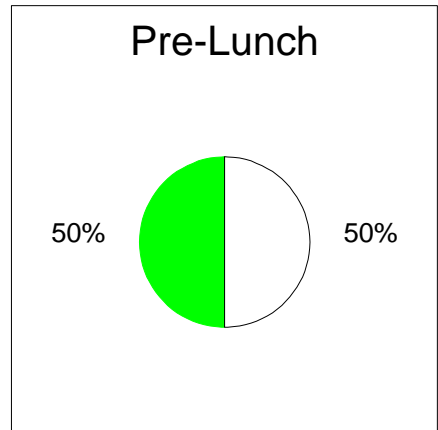
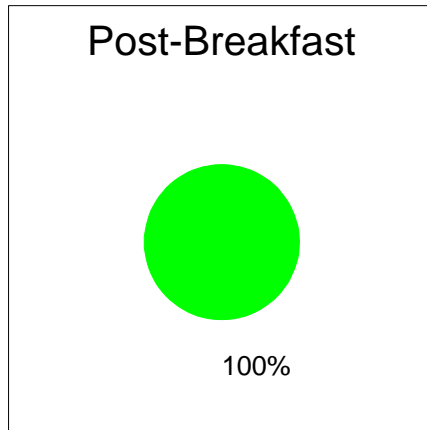
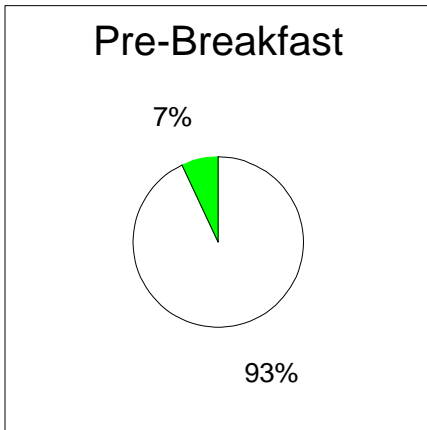


Readings Within Target - Results shown as Plasma Values

Name: Malcolm Graham
 Today's date: 02/01/2003
 Report date: 01/11/2002 - 30/11/2002
 Days covered: 30

Pre-meal target: 4.0 - 6.0 mmol/L
 Post-meal target: 5.0 - 9.0 mmol/L



Overall target range is defined as the low and high end of the pre-meal and post-meal target ranges.
 Each meal graph above is based on the meal target ranges. The others are based on the Overall Target range.

■ Below target ■ Within target ■ Above target

Highest value:	11.1	<u>Pre-meal target</u>		<u>Post-meal target</u>	
Lowest value:	3.6	Within target:	29%	Within target:	84%
Average:	6.6	Above target:	70%	Above target:	3%
Standard dev.:	1.3	Below target:	2%	Below target:	14%