


Pie Chart

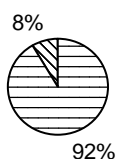
Patient: Graham, Malcolm
Age/Gender: 52 / Male
Date Range: 01/05/2003 - 31/05/2003

Report Date: 02/06/2003
Units: mmol/L (Plasma)
Doctor:

Overall Totals



Before-breakfast



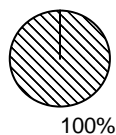
of Results

Above Target:	11
Below Target:	0
Within Target:	1
Hypoglycemic:	0

After-breakfast

No Data Available.

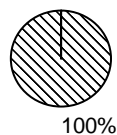
Before-lunch



of Results

Above Target:	0
Below Target:	0
Within Target:	3
Hypoglycemic:	0

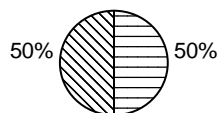
After-lunch



of Results

Above Target:	0
Below Target:	0
Within Target:	3
Hypoglycemic:	0

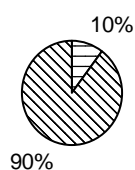
Before-dinner



of Results

Above Target:	2
Below Target:	0
Within Target:	2
Hypoglycemic:	0

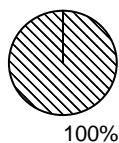
After-dinner



of Results

Above Target:	1
Below Target:	0
Within Target:	9
Hypoglycemic:	0

Night



of Results

Above Target:	0
Below Target:	0
Within Target:	2
Hypoglycemic:	0

Pie Chart

Patient: Graham, Malcolm

Report Date: 02/06/2003

Statistics

Glucose Average: 6.8	Target Type: Personal
% Within Target: 59	Before Meal Target: 4 - 6
# of Glucose Readings: 34	After Meal Target: 5 - 9
# of Hypo. Readings: 0	Hypoglycemic: 3.7
Standard Deviation: 1.1	