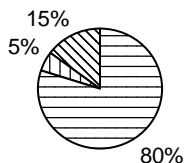


Pie Chart

Patient: Graham, Malcolm
Age/Gender: 52 / Male
Date Range: 01/06/2003 - 30/06/2003

Report Date: 06/07/2003
Units: mmol/L (Plasma)
Doctor:

Overall Totals

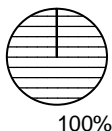


of Results

	Above Target:	16
	Below Target:	1
	Within Target:	3
	Hypoglycemic:	0

Before-breakfast

of Results



	Above Target:	15
	Below Target:	0
	Within Target:	0
	Hypoglycemic:	0

After-breakfast

No Data Available.

Before-lunch

No Data Available.

After-lunch

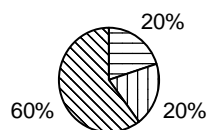
No Data Available.

Before-dinner

No Data Available.

After-dinner

of Results



	Above Target:	1
	Below Target:	1
	Within Target:	3
	Hypoglycemic:	0

Night

No Data Available.

Pie Chart

Patient: Graham, Malcolm

Report Date: 06/07/2003

Statistics

Glucose Average: 7.3	Target Type: Personal
% Within Target: 15	Before Meal Target: 4 - 6
# of Glucose Readings: 20	After Meal Target: 5 - 9
# of Hypo. Readings: 0	Hypoglycemic: 3.7
Standard Deviation: 1.2	